

## Appollo Steam Box

Dimensions for power & water Installation

**MODEL:** A-0841

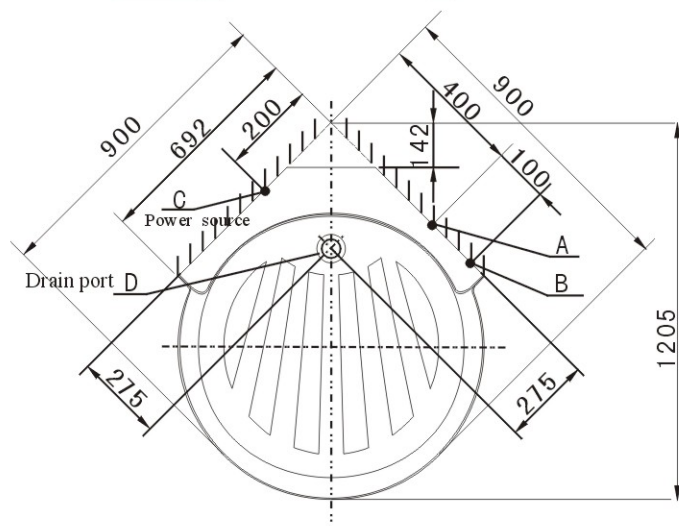
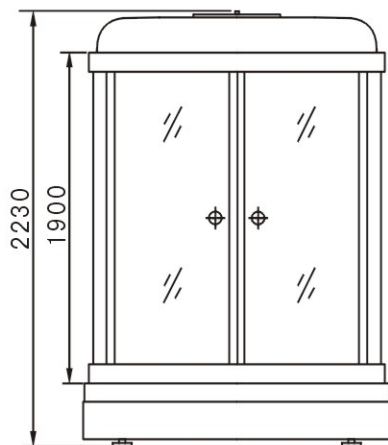
**SIZE:** 900X900X2230

### Installation

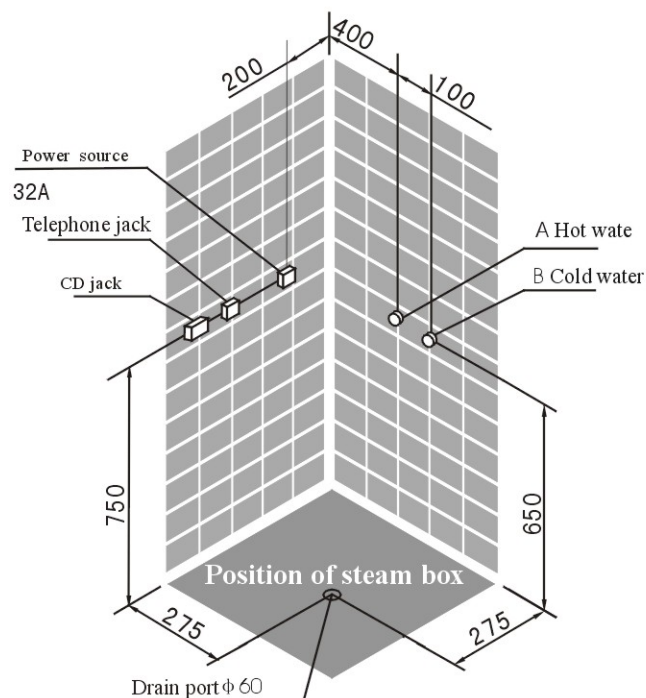
- A. Hot water: G1/2 zinc-plated pipe, 650mm high from the floor.
- B. Cold water: G1/2 zinc-plated pipe, 650mm high from the floor.
- C. Power supply: 220V/50Hz, single phase three wire system, with a load bearing capacity not lower than 32A. 750mm high from the floor.
- D. Water draining: The drain port should not be located in an annular area of 100-200mm in radius, with the drain port shown in the illustration as center.

#### Notes:

1. Before you press the steam switch to start the steam system, normal cold water supply should be maintained, otherwise the steam generator would be damaged due to dry heating.
2. For F7 front control panel, jacks for telephone and CD should be pre-considered. The steam-shower box is supplied with a 5m CD cable.
3. Power source and water source should be provided with independent switch/stop valve, which should be located in a place convenient for their installation and use.
4. After use, always cut off water and electric supplies.



**Horizontal dimensions**



**Vertical installation dimensions**

СЕРВИСНЫЙ ЦЕНТР

**гидромассаж** **СЕРВИС**

(095) 937 2237  
www.hydroservice.ru

**МОНТАЖ, ГАРАНТИЙНОЕ И ТЕХНИЧЕСКОЕ ОБСЛУЖИВАНИЕ, ПОСТАВКА КОМПЛЕКТУЮЩИХ**

МОСКВА  
САНКТ-ПЕТЕРБУРГ  
РОСТОВ-НА-ДОНУ  
НОВОСИБИРСК  
ЕКАТЕРИНБУРГ  
ВЛАДИВОСТОК

ОЛИМПИЙСКИЙ ПР-КТ, Д. 16, СТР. 1 ПОД 6 «Б», 3 ЭТАЖ Тел: +7 (095) 937 2829  
КАМЕННООСТРОВСКИЙ ПР-Т, Д. 5/3 +7 (812) 232 4741  
ТЕАТРАЛЬНЫЙ ПР-Т, Д. 60/348 +7 (8632) 276 145  
УЛ. Б. ХМЕЛЬНИЦКОГО, Д. 84, КОРПУС 6 +7 (3832) 715 673  
УЛ. БАРХОТСКАЯ, Д. 2 +7 (343) 269 3330  
УЛ. АЛЕУТСКАЯ, Д. 45А, ОФИС 323 +7 (4232) 908 522